

6.9W Outdoor LED Twin Wall Light

Very modern and clean design.

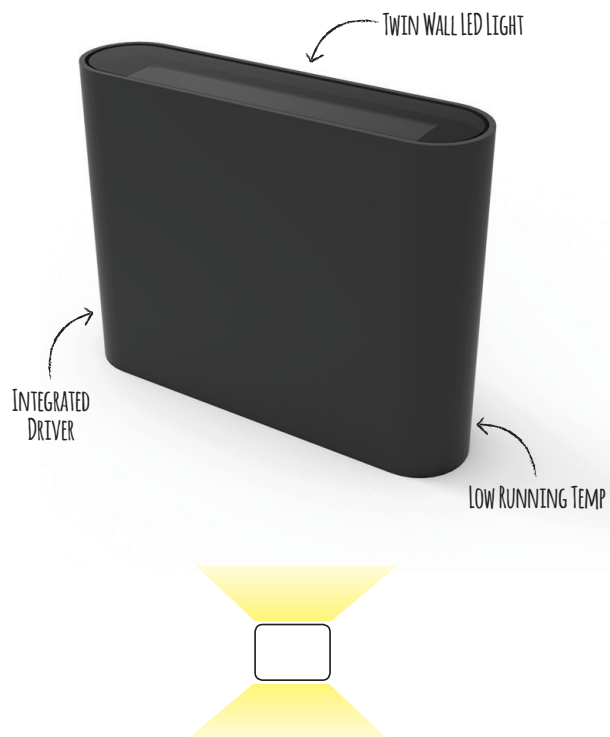
Up and down lighter.

Powder coated finish.

Citizen COB LED chip.



Suitable for use in hotels, bars, homes etc.

Low running temperature.



Key Features

- 230V (drive built in)
- High lumen output 200lm
- 3,000K colour temperature
- Long life 40,000hr
- Integrated driver



SKU Code	SWL445
Input	230V
Wattage	6.9W
Lumen	200lm
Dimensions	90 x 115mm
Projection	28mm
Dimmable	No
CRI	85+
Material	Aluminium
Colour Temp	3000K
Warranty	3 year
IP	IP54
Colours	Black